

# Mike Parker

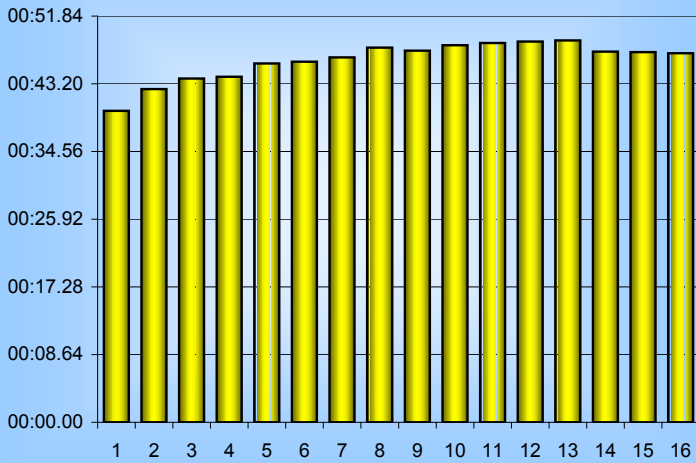
## 800m Splits

### 9th September 2005

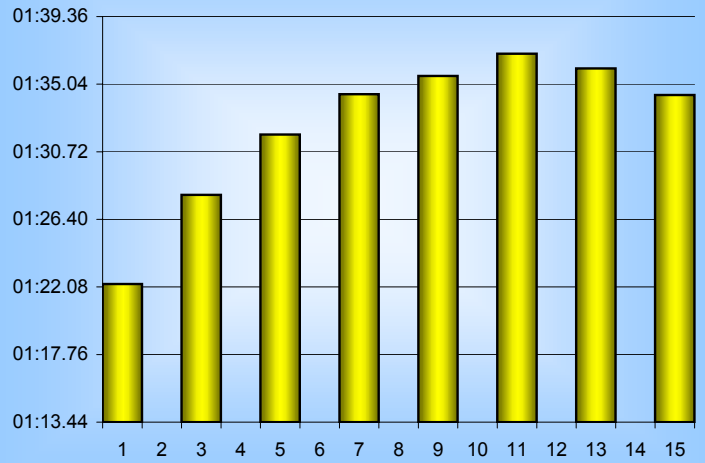
### Inverclyde Masters

Distance (m)	Elapsed Time	50 splits	100 splits	200 splits	400 splits	800 splits
50	00:39.74	00:39.74				
100	01:22.27	00:42.53	01:22.27			
150	02:06.15	00:43.88	01:27.97	02:50.24		
200	02:50.24	00:44.09	01:31.82		05:56.46	
250	03:36.04	00:45.80	01:34.40	03:06.22		
300	04:22.06	00:46.02	01:35.56			
350	05:08.64	00:46.58	01:36.99	03:12.55		
400	05:56.46	00:47.82	01:36.05	03:10.40	06:22.95	12:19.41
450	06:43.89	00:47.43	01:34.35			
500	07:32.02	00:48.13				
550	08:20.42	00:48.40				
600	09:09.01	00:48.59				
650	09:57.75	00:48.74				
700	10:45.06	00:47.31				
750	11:32.31	00:47.25				
800	12:19.41	00:47.10				
<b>Averages</b>		<b>00:46.21</b>	<b>01:32.43</b>	<b>03:04.85</b>	<b>06:09.71</b>	<b>12:19.41</b>

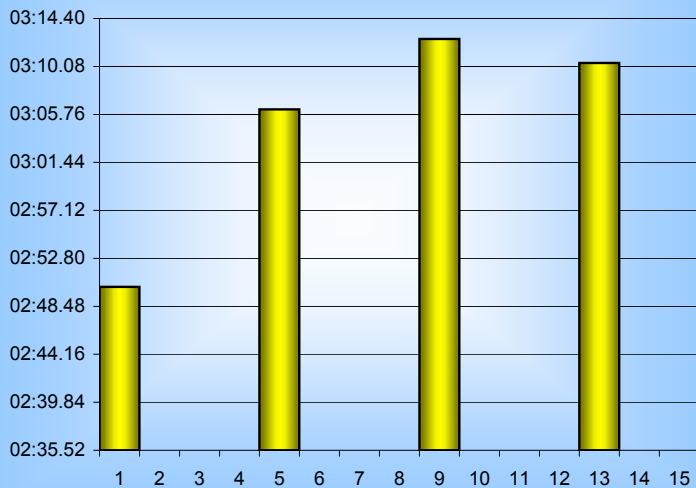
**50m splits**



**100m splits**



**200m splits**



**400m splits**

